



Subject: Shift Complaint After Installing New XY Shifter – Gen 3 Product

Document Number: TAIB-0858

Date: September 24, 2015

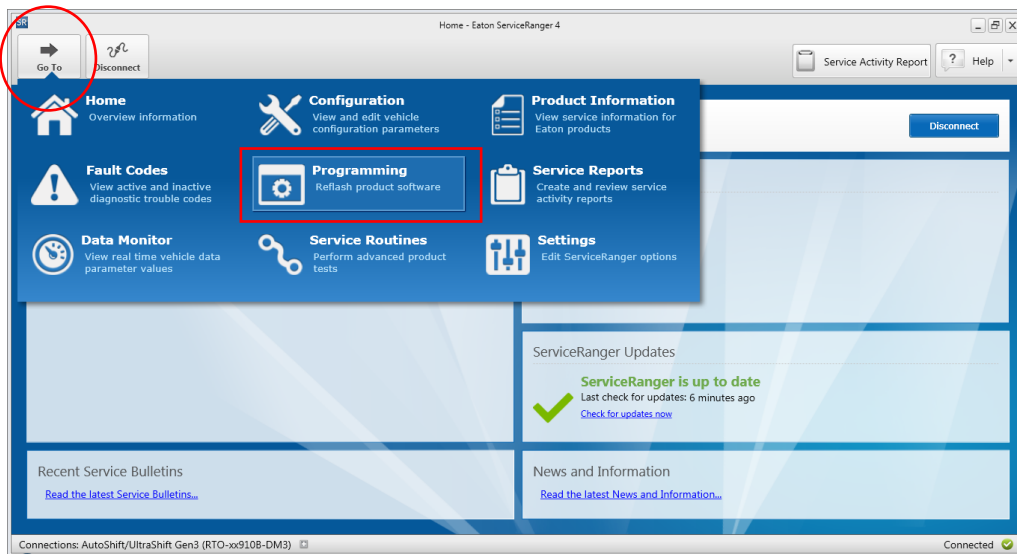
Issue Description: Transmission fails to engage a start gear or has shifting related issues immediately after the XY shifter has been replaced and calibrated.

The following reset procedure will clear learned shifter data in the Transmission ECU and allow the new shifter to perform correctly.

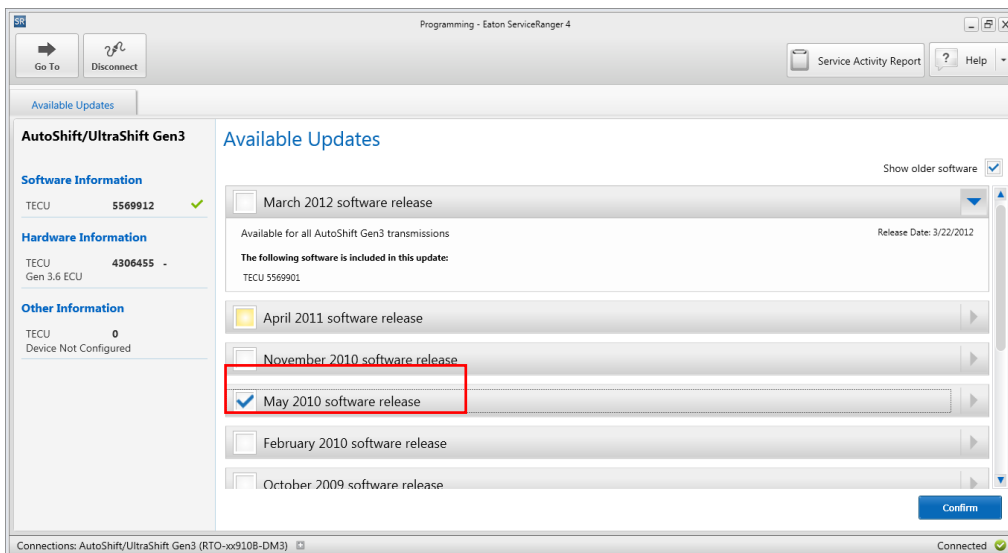
Note: This reset procedure applies to Gen 3 HD AutoShift / UltraShift transmissions only.

Reset Process:

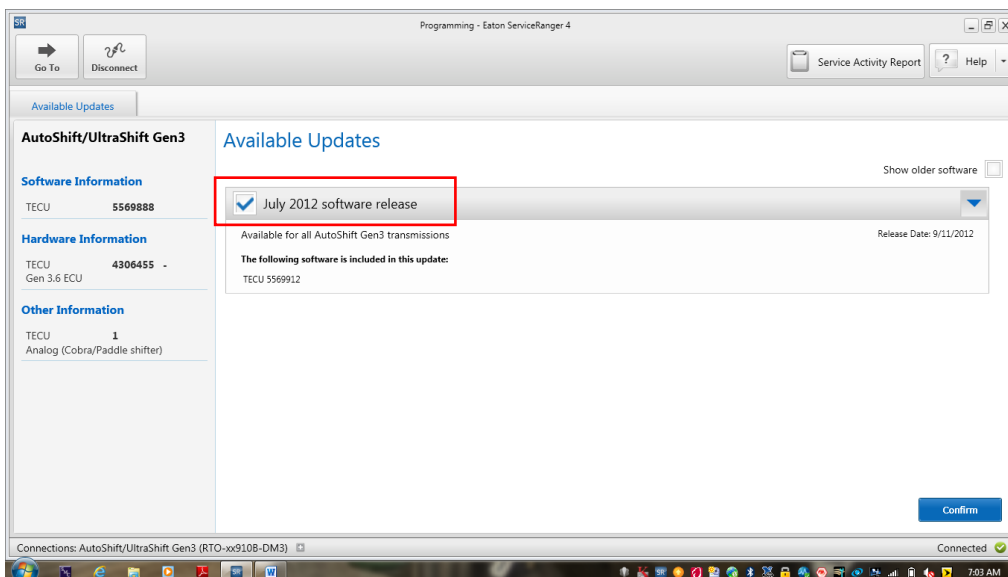
1. Connect ServiceRanger to the vehicle
2. Click on “Go To” in the upper left corner, then “Programming”.



3. Download Transmission ECU software level 5569888 (May 2010) by following the on screen download instructions.



4. Turn the key to the OFF position after the download is complete and allow the TECU to power down.
5. Turn the key to the ON position and update the TECU software to the latest version.



6. Test drive vehicle to verify the issue has been corrected.

The material contained in this bulletin is product improvement information. Eaton is not committed to, or liable for, canvassing existing products. FSUD: 2011-FSUD-1738